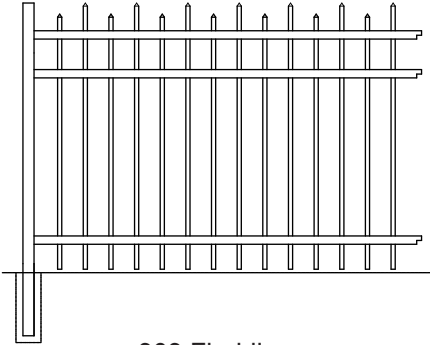
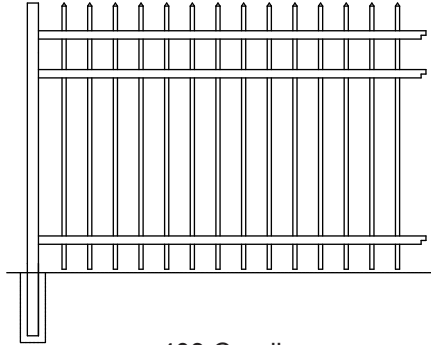


**Standard Fence Styles**

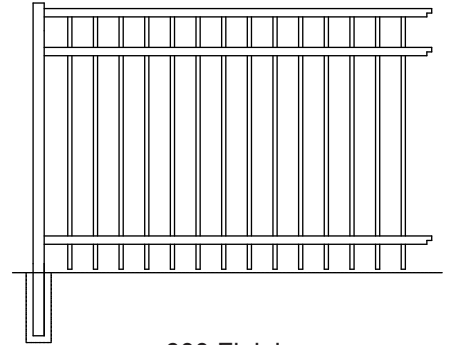
**200 Californian**  
 Available: R-C-I



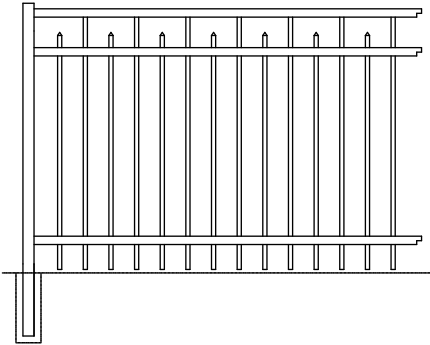
**203 Maine**  
 Available: R-P-C-I



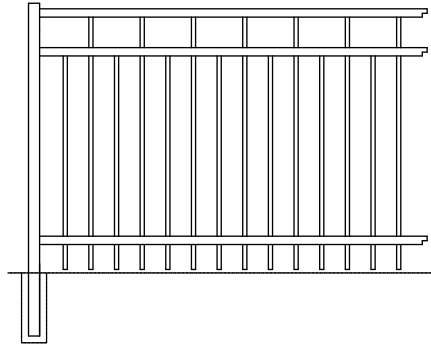
**300 Long Islander**  
 Available: R-P-C-I



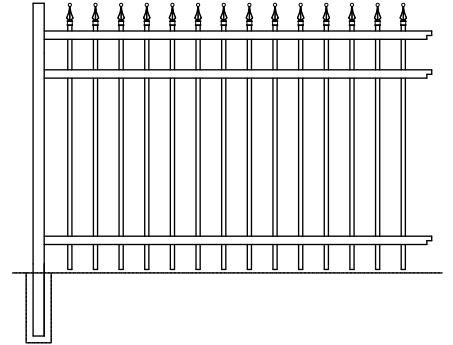
**303 Floridian**  
 Available: R-P-C-I



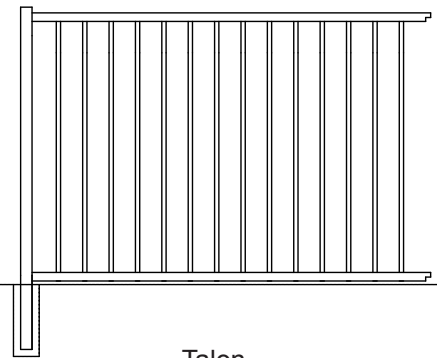
**403 Carolina**  
 Available: R-C-I



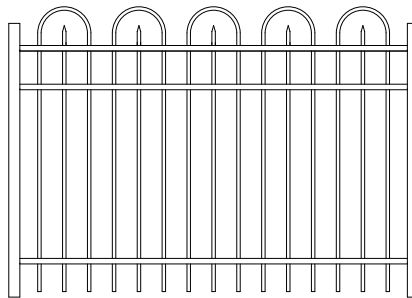
**600 Finials**  
 Available: R-C-I



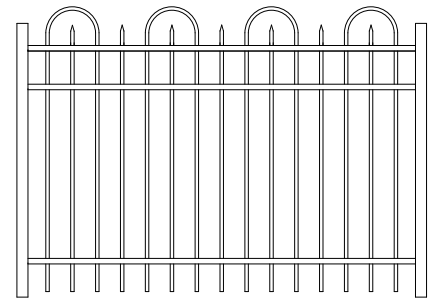
**400 Alamo**  
 Available: R-P-C-I



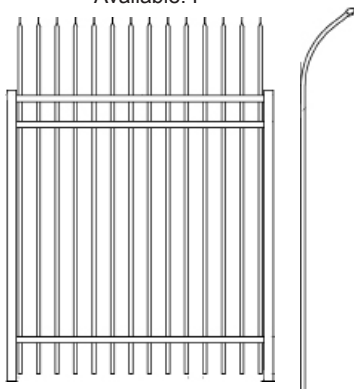
**501 Astor**  
 Available: R-C




**502 Vanderbilt**  
 Available: R-C



**Talon**  
 Available: I



**800 New Englander**  
 Available: R-C-I



**900 New Yorker**  
 Available: R-C-I

