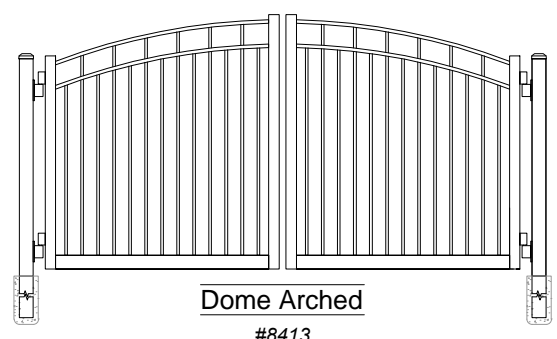
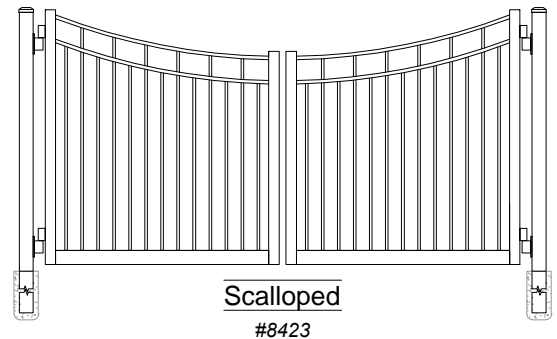
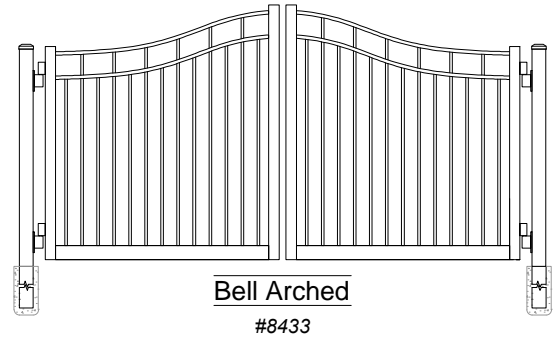
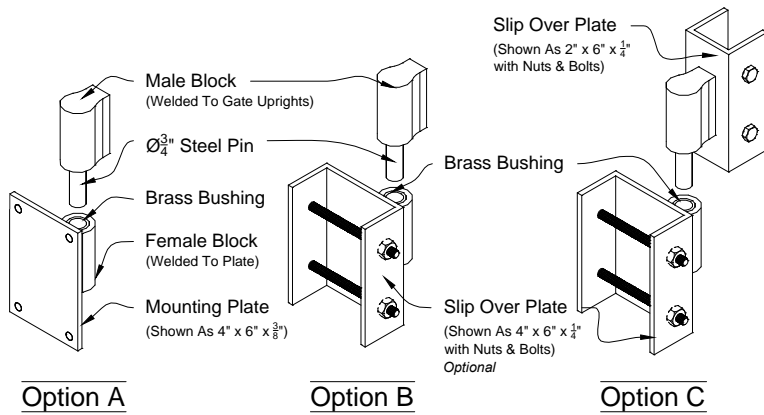
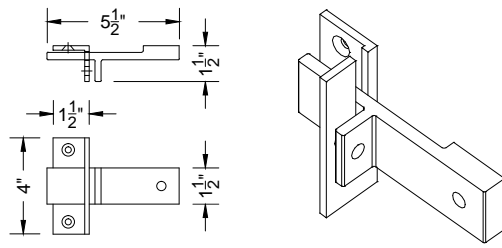


01 Carolina #8403 Double Swing Gate
 Shown As Standard (Commercial Series) Scale: NTS



02 iDeal Barrel Hinge
 Custom To Fit Any Post Size Scale: NTS



03 iDeal Double Drive Latch
 Fits 3/4" to 2" Gap Scale: NTS

Carolina Double Swing Estate Gate
 Commercial



DRAWING NOTES:
 Don't Scale Drawings
 Please See Our Estate Gate Style Sheet For Other Options

Carolina Series
 Double Swing
 Estate Gates

Approved By: iDeal Aluminum Quote #: _____
 Drawn By: JMixon Drawn Date: 15-Feb-17

3200 Parker Drive Phone: 386.736.1700
 St. Augustine, FL 32084 Fax: 386.822.4956